LUMINAIRE PHOTOMETRIC TEST REPORT

NAME: FL	TYPE:	WEIGHT:
SPEC.:LWF-132400W140-HE	DIM.: L=1M	SERIAL No.:
MFR.: LEDWIDE LIGHTING CO., LTD	SUR.:0.008*1	Shielding Angle:

DATA OF LAMP		PHOTOMETRIC DATA Eff: 116.53 lm/W			
MODEL		Imax(cd)	355.9	S/MH(C0/180)	1.27
NOMINAL POWER(W)	9.5176	LOR(%)	100.0	S/MH(C90/270)	1.32
RATED VOLTAGE(V)	24	TOTAL FLUX(lm)	1118.1	η UP,DN(C0-180)	0.9,49.1
NOMINAL FLUX(lm)	1118.07	CIE CLASS	DIRECT	η UP,DN(C180-360)	0.9,49.1
LAMPS INSIDE	1	η up(%)	1.8	CIBSE SHR NOM	1.50
TEST VOLTAGE(V)	24	η down(%)	98.2	CIBSE SHR MAX	1.50

LUMINOUS INTENSITY DISTRIBUTION DIAGRAM

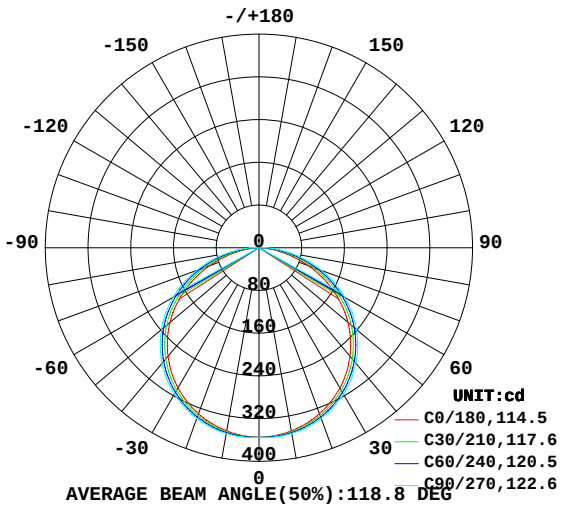

C0 PLANE ISOLUX DIAGRAM (UNIT:lx)

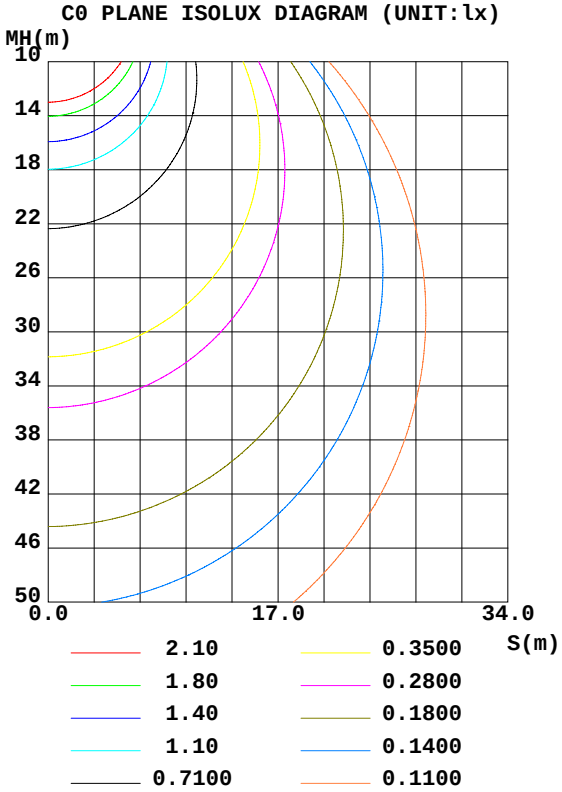

C Range: 0 - 90DEG
C Interval: 15.0DEG
Test Speed: HIGH
Temperature:25.3DEG
Operators:
Test Date:2019-01-17

γ Range: 0 - 180DEG
γ Interval: 1.0DEG
Test System:EVERFINE GO-2000A_V1 SYSTEM V2.0.362
Humidity:65.0%
Test Distance:12.226m [K=1.0000]
Remarks:

ZONAL FLUX DIAGRAM

ZONAL FLUX DIAGRAM:

γ	C0	C45	C90	C135	C180	C225	C270	C315	γ	Φ zone	Φ total	%lum,lamp
10	348.3	350.8	353.2	350.8	348.3	350.8	353.2	350.8	0- 10	33.71	33.71	3.01,3.01
20	331.0	336.0	340.1	336.0	331.0	336.0	340.1	336.0	10- 20	97.36	131.1	11.7,11.7
30	303.1	310.8	316.4	310.8	303.1	310.8	316.4	310.8	20- 30	149.6	280.7	25.1,25.1
40	265.1	275.3	282.4	275.3	265.1	275.3	282.4	275.3	30- 40	183.9	464.5	41.5,41.5
50	217.6	229.9	238.6	229.9	217.6	229.9	238.6	229.9	40- 50	195.2	659.8	59,59
60	161.0	175.5	185.3	175.5	161.0	175.5	185.3	175.5	50- 60	181.3	841.1	75.2,75.2
70	98.05	113.8	124.5	113.8	98.05	113.8	124.5	113.8	60- 70	142.8	983.9	88,88
80	37.32	51.05	61.01	51.05	37.32	51.05	61.01	51.05	70- 80	85.47	1069	95.6,95.6
90	1.574	9.449	13.87	9.449	1.574	9.449	13.87	9.449	80- 90	28.94	1098	98.2,98.2
100	1.125	1.048	2.035	1.048	1.125	1.048	2.035	1.048	90-100	3.715	1102	98.6,98.6
110	2.008	1.736	2.446	1.736	2.008	1.736	2.446	1.736	100-110	1.609	1104	98.7,98.7
120	2.735	2.565	3.368	2.565	2.735	2.565	3.368	2.565	110-120	2.277	1106	98.9,98.9
130	3.275	3.323	4.049	3.323	3.275	3.323	4.049	3.323	120-130	2.700	1109	99.2,99.2
140	3.681	4.011	4.467	4.011	3.681	4.011	4.467	4.011	130-140	2.828	1111	99.4,99.4
150	4.080	4.527	4.504	4.527	4.080	4.527	4.504	4.527	140-150	2.622	1114	99.6,99.6
160	4.518	4.902	4.619	4.902	4.518	4.902	4.619	4.902	150-160	2.120	1116	99.8,99.8
170	5.042	5.277	5.128	5.277	5.042	5.277	5.128	5.277	160-170	1.402	1118	100,100
180	5.636	5.668	5.933	5.668	5.636	5.668	5.933	5.668	170-180	0.5186	1118	100,100
DEG	LUMINOUS INTENSITY:cd									UNIT:lm		

Conical surface Flux(90deg): 562.29 lm

%lum = 50.3%
%lamp = 50.3%

Conical surface Flux(120deg): 841.11 lm

%lum = 75.2%
%lamp = 75.2%

C Range: 0 - 90DEG
C Interval: 15.0DEG
Test Speed: HIGH
Temperature:25.3DEG
Operators:
Test Date:2019-01-17

γ Range: 0 - 180DEG
γ Interval: 1.0DEG
Test System:EVERFINE GO-2000A_V1 SYSTEM V2.0.362
Humidity:65.0%
Test Distance:12.226m [K=1.0000]
Remarks:

LUMINANCE LIMITATION CURVES

NAME: FL	TYPE:	WEIGHT:
SPEC.:LWF-132400W140-HE	DIM.: L=1M	SERIAL No.:
MFR.: LEDWIDE LIGHTING CO., LTD	SUR.:0.008*1	Shielding Angle:

LUMINANCE LIMITATION CURVES

GLARE	CLASS	ILLUMINANCE (lx)							
1.15	A	2000	1000	500	<=300				
1.50	B		2000	1000	500	<=300			
1.85	C			2000	1000	500	<=300		
2.20	D				2000	1000	500	<=300	
2.55	E					2000	1000	500	<=300
		a	b	c	d	e	f	g	h

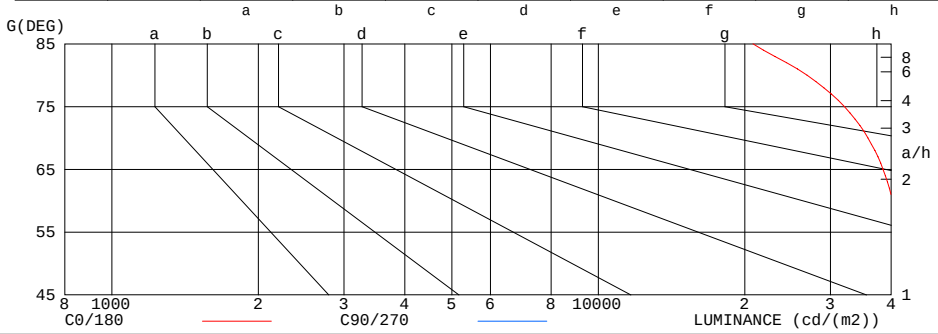

LUMINANCE cd/(m2)		
G(DEG)	C0/180	C90/270
85	20796	47749
80	26861	43917
75	32048	44670
70	35835	45511
65	38480	46063
60	40243	46334
55	41474	46434
50	42308	46395
45	42867	46250

C Range: 0 - 90DEG
C Interval: 15.0DEG
Test Speed: HIGH
Temperature:25.3DEG
Operators:
Test Date:2019-01-17

γ Range: 0 - 180DEG
γ Interval: 1.0DEG
Test System:EVERFINE GO-2000A_V1 SYSTEM V2.0.362
Humidity:65.0%
Test Distance:12.226m [K=1.0000]
Remarks:

WEC AND CCEC

NAME: FL	TYPE:	WEIGHT:
SPEC.:LWF-132400W140-HE	DIM.: L=1M	SERIAL No.:
MFR.: LEDWIDE LIGHTING CO., LTD	SUR.:0.008*1	Shielding Angle:

ρcc	80%			70%			50%			30%			10%			0
ρw	50%	30%	10%	50%	30%	10%	50%	30%	10%	50%	30%	10%	50%	30%	10%	0
ρfc	20%			20%			20%			20%			20%			0
RCR	RCR:Room Cavity Ratio						Wall Exitance Coeffcients(WEC)									
0.0																
1.0	.323	.184	.058	.316	.180	.057	.301	.173	.055	.288	.166	.053	.276	.160	.052	
2.0	.301	.165	.051	.294	.162	.050	.281	.156	.049	.270	.151	.047	.259	.146	.046	
3.0	.277	.147	.044	.271	.145	.044	.259	.141	.043	.249	.136	.042	.239	.132	.041	
4.0	.254	.132	.039	.249	.130	.039	.239	.127	.038	.230	.123	.037	.221	.120	.037	
5.0	.234	.119	.035	.230	.118	.034	.221	.115	.034	.212	.112	.033	.205	.109	.033	
6.0	.217	.109	.031	.213	.107	.031	.205	.105	.031	.197	.102	.030	.190	.100	.030	
7.0	.201	.100	.028	.198	.099	.028	.191	.096	.028	.184	.094	.027	.177	.092	.027	
8.0	.188	.092	.026	.185	.091	.026	.178	.089	.025	.172	.087	.025	.166	.085	.025	
9.0	.176	.085	.024	.173	.084	.024	.167	.083	.023	.161	.081	.023	.156	.079	.023	
10.0	.165	.079	.022	.162	.078	.022	.157	.077	.022	.152	.076	.021	.147	.074	.021	

ρcc	80%			70%			50%			30%			10%			0
ρw	50%	30%	10%	50%	30%	10%	50%	30%	10%	50%	30%	10%	50%	30%	10%	0
ρfc	20%			20%			20%			20%			20%			0
RCR	RCR:Room Cavity Ratio						Ceiling Cavity Exitance Coefficients(CCEC)									
0.0	.204	.204	.204	.174	.174	.174	.119	.119	.119	.068	.068	.068	.022	.022	.022	
1.0	.195	.170	.147	.167	.146	.126	.114	.100	.087	.066	.058	.051	.021	.019	.016	
2.0	.187	.146	.111	.160	.125	.096	.110	.087	.067	.063	.050	.039	.020	.016	.013	
3.0	.180	.128	.087	.154	.111	.076	.106	.077	.053	.061	.045	.031	.020	.015	.010	
4.0	.172	.115	.071	.148	.099	.062	.101	.069	.044	.059	.041	.026	.019	.013	.008	
5.0	.164	.105	.060	.141	.091	.053	.097	.063	.037	.056	.037	.022	.018	.012	.007	
6.0	.157	.096	.053	.135	.083	.046	.093	.058	.032	.054	.034	.019	.017	.011	.006	
7.0	.150	.089	.047	.129	.078	.041	.089	.054	.029	.052	.032	.017	.017	.010	.006	
8.0	.144	.084	.042	.124	.073	.037	.086	.051	.026	.050	.030	.016	.016	.010	.005	
9.0	.138	.079	.039	.119	.068	.034	.082	.048	.024	.048	.028	.014	.016	.009	.005	
10.0	.132	.074	.036	.114	.065	.032	.079	.046	.022	.046	.027	.013	.015	.009	.004	

C Range: 0 - 90DEG
C Interval: 15.0DEG
Test Speed: HIGH
Temperature:25.3DEG
Operators:
Test Date:2019-01-17

γ Range: 0 - 180DEG
γ Interval: 1.0DEG
Test System:EVERFINE GO-2000A_V1 SYSTEM V2.0.362
Humidity:65.0%
Test Distance:12.226m [K=1.0000]
Remarks:

UGR(Unified Glare Rating) Table

NAME: FL	TYPE:	WEIGHT:
SPEC.:LWF-132400W140-HE	DIM.: L=1M	SERIAL No.:
MFR.: LEDWIDE LIGHTING CO., LTD	SUR.:0.008*1	Shielding Angle:

ceiling/cavity	0.7	0.7	0.5	0.5	0.3	0.7	0.7	0.5	0.5	0.3
walls	0.5	0.3	0.5	0.3	0.3	0.5	0.3	0.5	0.3	0.3
working plane	0.2	0.2	0.2	0.2	0.2	0.2	0.2	0.2	0.2	0.2
Room dimensions	Viewed crosswise					Viewed endwise				
x = 2H y = 2H	25.4	26.9	25.7	27.1	27.4	25.9	27.4	26.2	27.6	27.9
3H	26.9	28.3	27.2	28.5	28.8	27.6	29.0	28.0	29.3	29.6
4H	27.4	28.7	27.7	29.0	29.3	28.4	29.7	28.7	30.0	30.3
6H	27.8	29.0	28.1	29.3	29.6	29.0	30.3	29.4	30.6	30.9
8H	27.8	29.1	28.2	29.4	29.7	29.2	30.5	29.6	30.8	31.1
12H	27.9	29.1	28.3	29.4	29.7	29.4	30.6	29.8	30.9	31.3
4H 2H	26.1	27.4	26.4	27.7	28.0	26.5	27.8	26.8	28.1	28.4
3H	27.8	28.9	28.1	29.3	29.6	28.4	29.6	28.8	29.9	30.3
4H	28.4	29.5	28.8	29.9	30.2	29.3	30.4	29.7	30.7	31.1
6H	28.9	29.9	29.3	30.2	30.7	30.0	31.0	30.5	31.4	31.8
8H	29.0	29.9	29.5	30.3	30.8	30.4	31.3	30.8	31.7	32.1
12H	29.1	29.9	29.6	30.4	30.8	30.6	31.4	31.1	31.9	32.3
8H 4H	28.8	29.7	29.2	30.1	30.5	29.5	30.4	30.0	30.8	31.3
6H	29.4	30.2	29.9	30.6	31.1	30.5	31.2	30.9	31.6	32.1
8H	29.6	30.3	30.1	30.8	31.3	30.9	31.5	31.4	32.0	32.5
12H	29.8	30.4	30.3	30.8	31.4	31.3	31.8	31.8	32.3	32.8
12H 4H	28.8	29.6	29.3	30.1	30.5	29.5	30.4	30.0	30.8	31.2
6H	29.5	30.2	30.0	30.6	31.1	30.5	31.2	31.0	31.6	32.1
8H	29.8	30.4	30.3	30.8	31.4	31.0	31.5	31.5	32.0	32.5
Variations with the observer position at spacings:										
S = 1.0H	+ 0.2 / - 0.2					+ 0.1 / - 0.2				
1.5H	+ 0.2 / - 0.4					+ 0.2 / - 0.3				
2.0H	+ 0.2 / - 0.4					+ 0.1 / - 0.3				

CIE Pub.117, 1118 lm Total Lamp Luminous Flux Correct (8log(F/F0) = 0.4)

C Range: 0 - 90DEG
C Interval: 15.0DEG
Test Speed: HIGH
Temperature:25.3DEG
Operators:
Test Date:2019-01-17

γ Range: 0 - 180DEG
γ Interval: 1.0DEG
Test System:EVERFINE GO-2000A_V1 SYSTEM V2.0.362
Humidity:65.0%
Test Distance:12.226m [K=1.0000]
Remarks:

UTILIZATION FACTORS TABLE

NAME: FL	TYPE:	WEIGHT:
SPEC.:LWF-132400W140-HE	DIM.: L=1M	SERIAL No.:
MFR.: LEDWIDE LIGHTING CO., LTD	SUR.:0.008*1	Shielding Angle:

REFLECTANCE										
Ceiling	0.8	0.8	0.8	0.7	0.7	0.7	0.5	0.5	0.5	0
Walls	0.7	0.5	0.3	0.7	0.5	0.3	0.7	0.5	0.3	0
Working plane	0.2	0.2	0.2	0.2	0.2	0.2	0.2	0.2	0.2	0
ROOM INDEX	UTILIZATION FACTORS(PERCENT) k(RI) x RCR = 5									
k = 0.60	56	44	37	55	44	37	54	43	36	30
0.80	66	54	46	65	53	46	63	52	46	38
1.00	74	63	55	73	62	55	70	63	54	47
1.25	81	70	63	80	70	63	77	68	62	54
1.50	86	76	69	85	75	68	81	73	67	59
2.00	93	84	78	91	83	77	88	81	75	67
2.50	97	89	83	95	88	82	91	85	80	71
3.00	101	94	88	99	92	87	94	89	84	75
4.00	105	99	94	102	97	93	98	93	90	80
5.00	108	102	98	105	100	96	100	96	93	83
ROOM INDEX	UF(total)									Direct
According to DIN EN 13032-2 2004				Suspended					SHRNOM = 1.25	

C Range: 0 - 90DEG
C Interval: 15.0DEG
Test Speed: HIGH
Temperature:25.3DEG
Operators:
Test Date:2019-01-17

γ Range: 0 - 180DEG
γ Interval: 1.0DEG
Test System:EVERFINE GO-2000A_V1 SYSTEM V2.0.362
Humidity:65.0%
Test Distance:12.226m [K=1.0000]
Remarks:

ISOCANDELA DIAGRAM

NAME: FL	TYPE:	WEIGHT:
SPEC.:LWF-132400W140-HE	DIM.: L=1M	SERIAL No.:
MFR.: LEDWIDE LIGHTING CO., LTD	SUR.:0.008*1	Shielding Angle:

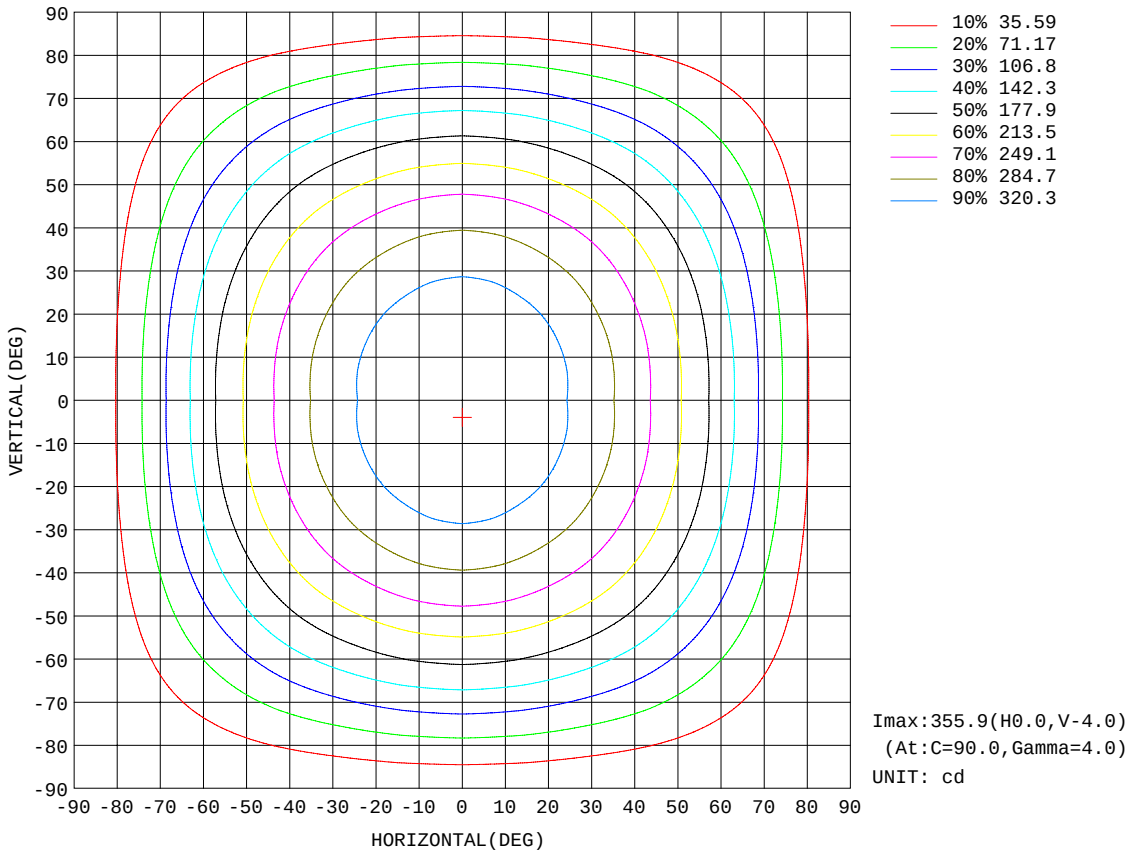

C Range: 0 - 90DEG
C Interval: 15.0DEG
Test Speed: HIGH
Temperature:25.3DEG
Operators:
Test Date:2019-01-17

γ Range: 0 - 180DEG
γ Interval: 1.0DEG
Test System:EVERFINE GO-2000A_V1 SYSTEM V2.0.362
Humidity:65.0%
Test Distance:12.226m [K=1.0000]
Remarks:

AAI Figure

NAME: FL	TYPE:	WEIGHT:
SPEC.:LWF-132400W140-HE	DIM.: L=1M	SERIAL No.:
MFR.: LEDWIDE LIGHTING CO., LTD	SUR.:0.008*1	Shielding Angle:

Flux out:807.2 lm

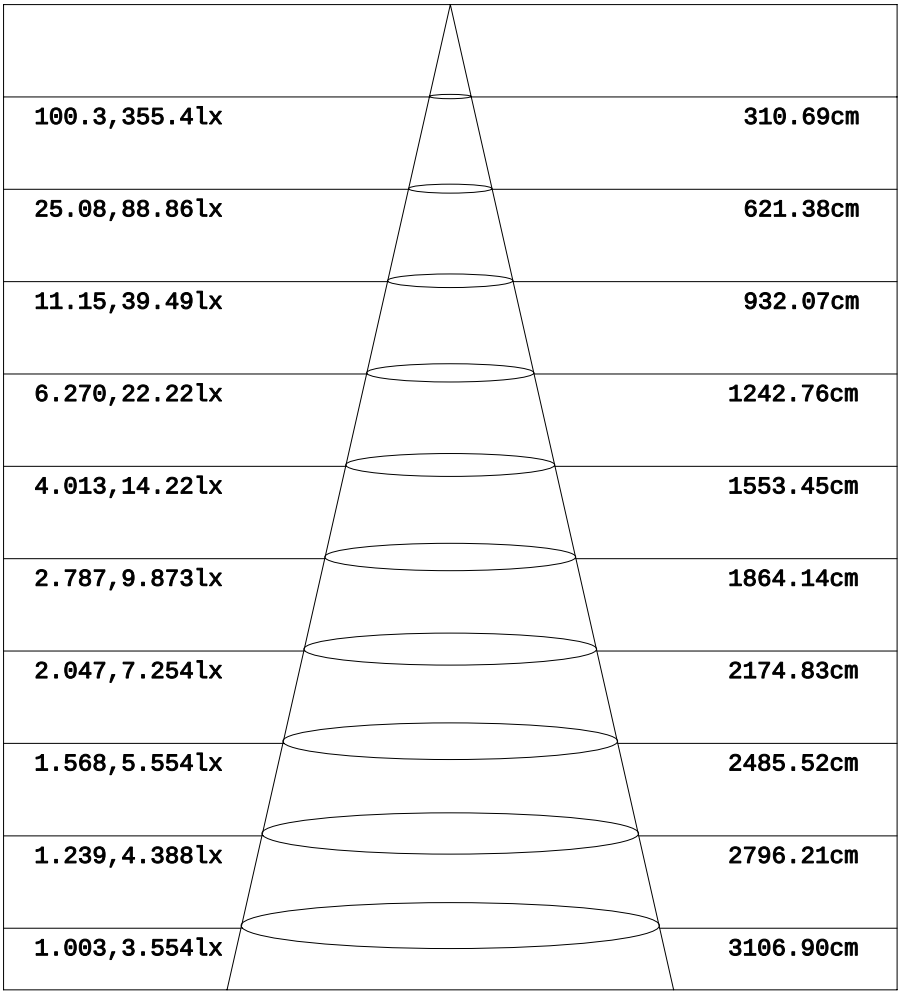

Height	Eavg,Emax	Diameter
1m	100.3,355.4lx	310.69cm
2m	25.08,88.86lx	621.38cm
3m	11.15,39.49lx	932.07cm
4m	6.270,22.22lx	1242.76cm
5m	4.013,14.22lx	1553.45cm
6m	2.787,9.873lx	1864.14cm
7m	2.047,7.254lx	2174.83cm
8m	1.568,5.554lx	2485.52cm
9m	1.239,4.388lx	2796.21cm
10m	1.003,3.554lx	3106.90cm

Angle:114.46deg

Note:The Curves indicate the illuminated area and the average illumination when the luminaire is at different distance.

C Range: 0 - 90DEG
C Interval: 15.0DEG
Test Speed: HIGH
Temperature:25.3DEG
Operators:
Test Date:2019-01-17

γ Range: 0 - 180DEG
γ Interval: 1.0DEG
Test System:EVERFINE GO-2000A_V1 SYSTEM V2.0.362
Humidity:65.0%
Test Distance:12.226m [K=1.0000]
Remarks:

Planar Illuminance Curve

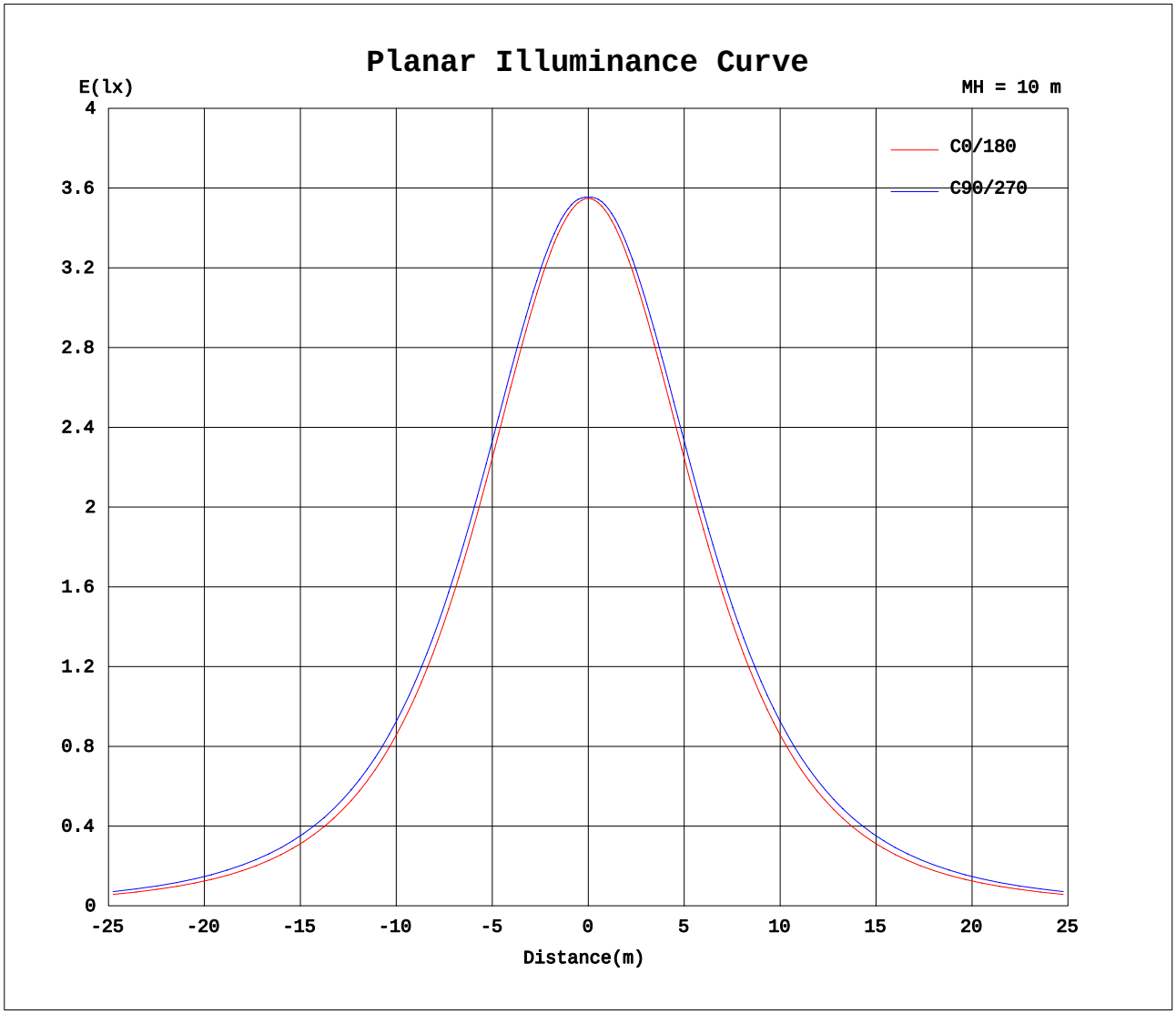

C Range: 0 - 90DEG
C Interval: 15.0DEG
Test Speed: HIGH
Temperature:25.3DEG
Operators:
Test Date:2019-01-17

γ Range: 0 - 180DEG
γ Interval: 1.0DEG
Test System:EVERFINE GO-2000A_V1 SYSTEM V2.0.362
Humidity:65.0%
Test Distance:12.226m [K=1.0000]
Remarks:

LUMINOUS DISTRIBUTION INTENSITY DATA

NAME: FL	TYPE:	WEIGHT:
SPEC.:LWF-132400W140-HE	DIM.: L=1M	SERIAL No.:
MFR.: LEDWIDE LIGHTING CO., LTD	SUR.:0.008*1	Shielding Angle:

Table--1 UNIT: cd

γ (DEG) \ C(DEG)	0	15	30	45	60	75	90	105	120	135	150	165	180	195	210	225	240	255	270
0	355	355	355	355	355	355	355	355	355	355	355	355	355	355	355	355	355	355	355
5	353	353	354	354	355	355	356	355	355	354	354	353	353	353	354	354	355	355	356
10	348	349	350	351	352	353	353	353	352	351	350	349	348	349	350	351	352	353	353
15	341	342	344	345	346	347	348	347	346	345	344	342	341	342	344	345	346	347	348
20	331	333	334	336	337	339	340	339	337	336	334	333	331	333	334	336	337	339	340
25	318	321	323	325	326	329	330	329	326	325	323	321	318	321	323	325	326	329	330
30	303	306	308	311	313	315	316	315	313	311	308	306	303	306	308	311	313	315	316
35	285	289	291	294	297	299	301	299	297	294	291	289	285	289	291	294	297	299	301
40	265	269	272	275	278	281	282	281	278	275	272	269	265	269	272	275	278	281	282
45	242	247	250	254	257	260	262	260	257	254	250	247	242	247	250	254	257	260	262
50	218	222	226	230	233	237	239	237	233	230	226	222	218	222	226	230	233	237	239
55	190	195	199	204	207	211	213	211	207	204	199	195	190	195	199	204	207	211	213
60	161	166	170	176	179	184	185	184	179	176	170	166	161	166	170	176	179	184	185
65	130	136	140	145	149	154	156	154	149	145	140	136	130	136	140	145	149	154	156
70	98.0	104	108	114	118	122	125	122	118	114	108	104	98.0	104	108	114	118	122	125
75	66.4	71.2	76.1	81.7	85.7	90.4	92.5	90.4	85.7	81.7	76.1	71.2	66.4	71.2	76.1	81.7	85.7	90.4	92.5
80	37.3	41.6	46.0	51.1	54.7	59.2	61.0	59.2	54.7	51.1	46.0	41.6	37.3	41.6	46.0	51.1	54.7	59.2	61.0
85	14.5	18.1	21.7	25.7	28.4	32.1	33.3	32.1	28.4	25.7	21.7	18.1	14.5	18.1	21.7	25.7	28.4	32.1	33.3
90	1.57	5.02	7.13	9.45	11.1	13.5	13.9	13.5	11.1	9.45	7.13	5.02	1.57	5.02	7.13	9.45	11.1	13.5	13.9
95	0.74	0.88	1.47	2.23	3.34	4.70	4.67	4.70	3.34	2.23	1.47	0.88	0.74	0.88	1.47	2.23	3.34	4.70	4.67
100	1.12	1.10	1.10	1.05	1.23	1.84	2.03	1.84	1.23	1.05	1.10	1.10	1.12	1.10	1.10	1.05	1.23	1.84	2.03
105	1.56	1.50	1.34	1.29	1.20	1.80	2.08	1.80	1.20	1.29	1.34	1.50	1.56	1.50	1.34	1.29	1.20	1.80	2.08
110	2.01	1.91	1.73	1.74	1.60	2.14	2.45	2.14	1.60	1.74	1.73	1.91	2.01	1.91	1.73	1.74	1.60	2.14	2.45
115	2.39	2.31	2.13	2.16	2.05	2.52	2.92	2.52	2.05	2.16	2.13	2.31	2.39	2.31	2.13	2.16	2.05	2.52	2.92
120	2.74	2.68	2.52	2.56	2.48	2.85	3.37	2.85	2.48	2.56	2.52	2.68	2.74	2.68	2.52	2.56	2.48	2.85	3.37
125	3.02	3.00	2.87	2.95	2.88	2.96	3.74	2.96	2.88	2.95	2.87	3.00	3.02	3.00	2.87	2.95	2.88	2.96	3.74
130	3.28	3.30	3.23	3.32	3.30	3.27	4.05	3.27	3.30	3.32	3.23	3.30	3.28	3.30	3.23	3.32	3.30	3.27	4.05
135	3.50	3.57	3.52	3.67	3.67	3.63	4.31	3.63	3.67	3.67	3.52	3.57	3.50	3.57	3.52	3.67	3.67	3.63	4.31
140	3.68	3.82	3.83	4.01	3.98	3.95	4.47	3.95	3.98	4.01	3.83	3.82	3.68	3.82	3.83	4.01	3.98	3.95	4.47
145	3.87	4.07	4.10	4.30	4.25	4.21	4.49	4.21	4.25	4.30	4.10	4.07	3.87	4.07	4.10	4.30	4.25	4.21	4.49
150	4.08	4.34	4.38	4.53	4.50	4.45	4.50	4.45	4.50	4.53	4.38	4.34	4.08	4.34	4.38	4.53	4.50	4.45	4.50
155	4.31	4.58	4.60	4.75	4.67	4.62	4.46	4.62	4.67	4.75	4.60	4.58	4.31	4.58	4.60	4.75	4.67	4.62	4.46
160	4.52	4.78	4.74	4.90	4.88	4.77	4.62	4.77	4.88	4.90	4.74	4.78	4.52	4.78	4.74	4.90	4.88	4.77	4.62
165	4.74	4.96	4.92	5.07	5.00	4.96	4.89	4.96	5.00	5.07	4.92	4.96	4.74	4.96	4.92	5.07	5.00	4.96	4.89
170	5.04	5.21	5.18	5.28	5.24	5.26	5.13	5.26	5.24	5.28	5.18	5.21	5.04	5.21	5.18	5.28	5.24	5.26	5.13
175	5.38	5.46	5.41	5.55	5.52	5.87	5.51	5.87	5.52	5.55	5.41	5.46	5.38	5.46	5.41	5.55	5.52	5.87	5.51
180	5.64	5.61	5.64	5.67	5.79	6.13	5.93	6.13	5.79	5.67	5.64	5.61	5.64	5.61	5.64	5.67	5.79	6.13	5.93

C Range: 0 - 90DEG
C Interval: 15.0DEG
Test Speed: HIGH
Temperature:25.3DEG
Operators:
Test Date:2019-01-17

γ Range: 0 - 180DEG
γ Interval: 1.0DEG
Test System:EVERFINE GO-2000A_V1 SYSTEM V2.0.362
Humidity:65.0%
Test Distance:12.226m [K=1.0000]
Remarks:

LUMINOUS DISTRIBUTION INTENSITY DATA

NAME: FL	TYPE:	WEIGHT:
SPEC.:LWF-132400W140-HE	DIM.: L=1M	SERIAL No.:
MFR.: LEDWIDE LIGHTING CO., LTD	SUR.:0.008*1	Shielding Angle:

Table--2 UNIT: cd

γ (DEG) \ C(DEG)	285	300	315	330	345														
0	355	355	355	355	355														
5	355	355	354	354	353														
10	353	352	351	350	349														
15	347	346	345	344	342														
20	339	337	336	334	333														
25	329	326	325	323	321														
30	315	313	311	308	306														
35	299	297	294	291	289														
40	281	278	275	272	269														
45	260	257	254	250	247														
50	237	233	230	226	222														
55	211	207	204	199	195														
60	184	179	176	170	166														
65	154	149	145	140	136														
70	122	118	114	108	104														
75	90.4	85.7	81.7	76.1	71.2														
80	59.2	54.7	51.1	46.0	41.6														
85	32.1	28.4	25.7	21.7	18.1														
90	13.5	11.1	9.45	7.13	5.02														
95	4.70	3.34	2.23	1.47	0.88														
100	1.84	1.23	1.05	1.10	1.10														
105	1.80	1.20	1.29	1.34	1.50														
110	2.14	1.60	1.74	1.73	1.91														
115	2.52	2.05	2.16	2.13	2.31														
120	2.85	2.48	2.56	2.52	2.68														
125	2.96	2.88	2.95	2.87	3.00														
130	3.27	3.30	3.32	3.23	3.30														
135	3.63	3.67	3.67	3.52	3.57														
140	3.95	3.98	4.01	3.83	3.82														
145	4.21	4.25	4.30	4.10	4.07														
150	4.45	4.50	4.53	4.38	4.34														
155	4.62	4.67	4.75	4.60	4.58														
160	4.77	4.88	4.90	4.74	4.78														
165	4.96	5.00	5.07	4.92	4.96														
170	5.26	5.24	5.28	5.18	5.21														
175	5.87	5.52	5.55	5.41	5.46														
180	6.13	5.79	5.67	5.64	5.61														

C Range: 0 - 90DEG
C Interval: 15.0DEG
Test Speed: HIGH
Temperature:25.3DEG
Operators:
Test Date:2019-01-17

γ Range: 0 - 180DEG
γ Interval: 1.0DEG
Test System:EVERFINE GO-2000A_V1 SYSTEM V2.0.362
Humidity:65.0%
Test Distance:12.226m [K=1.0000]
Remarks: